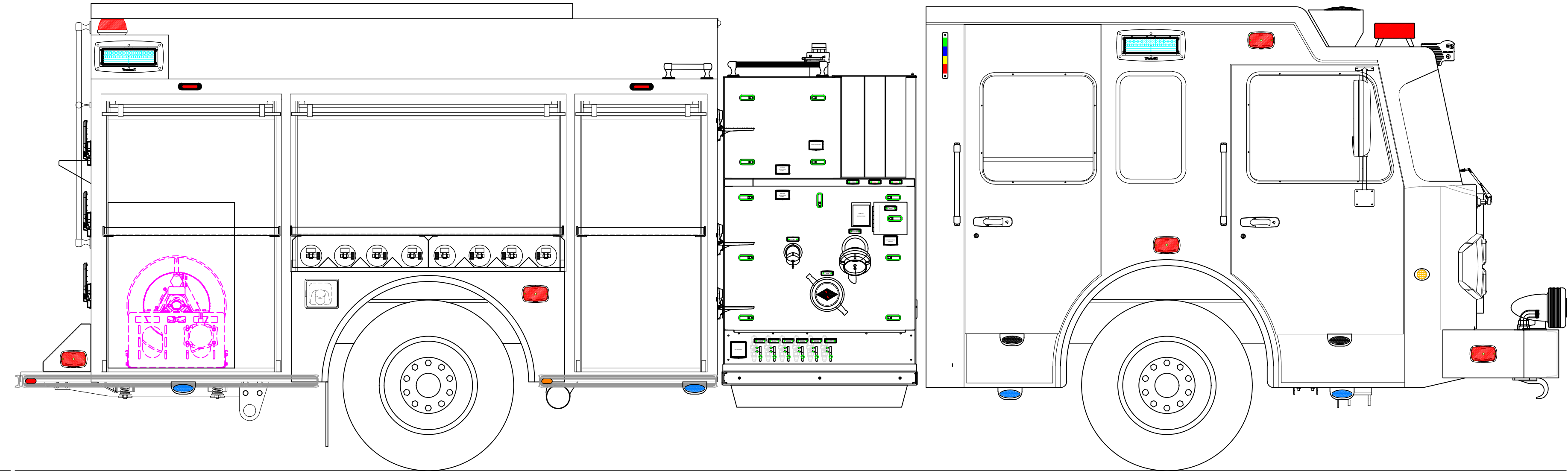
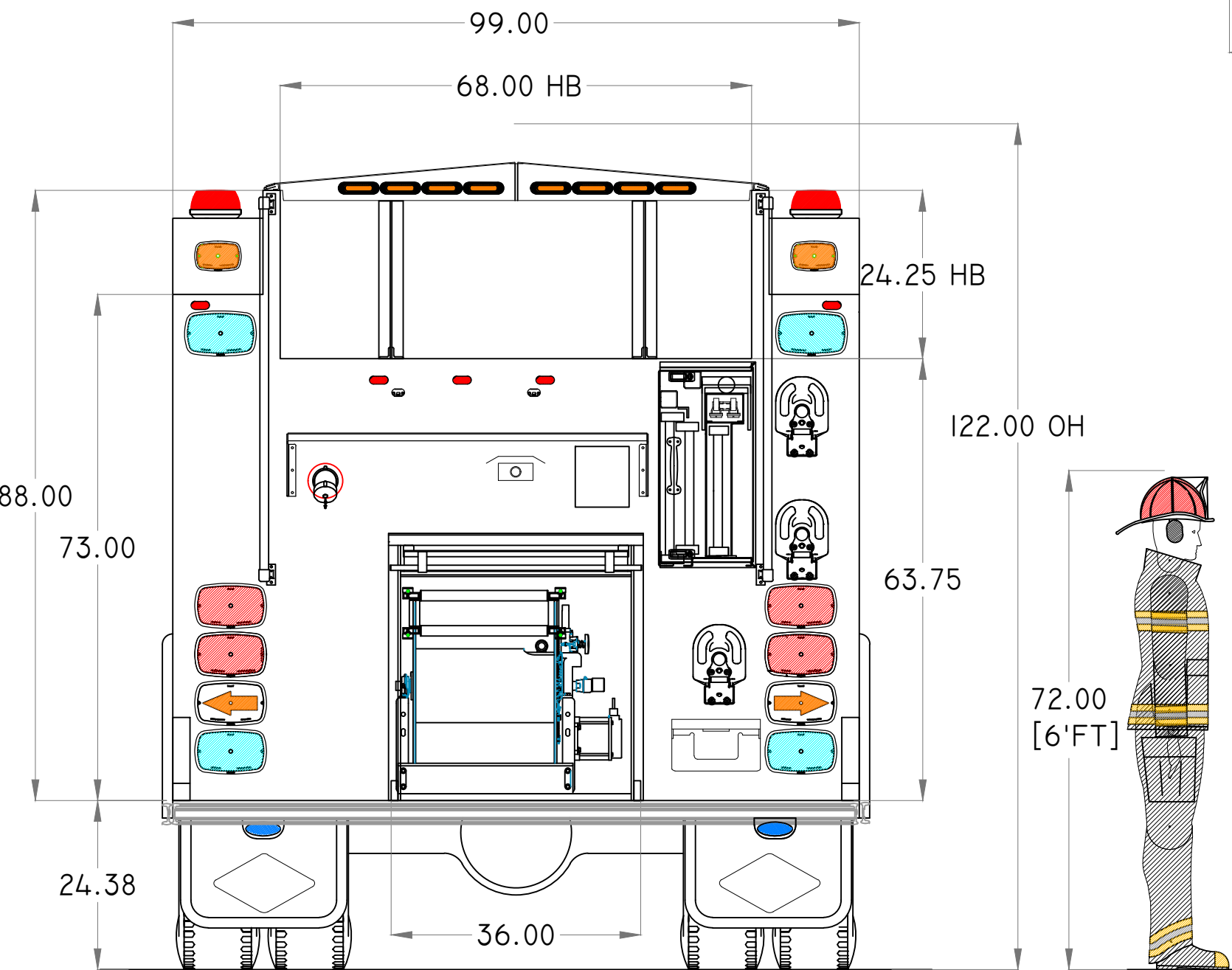
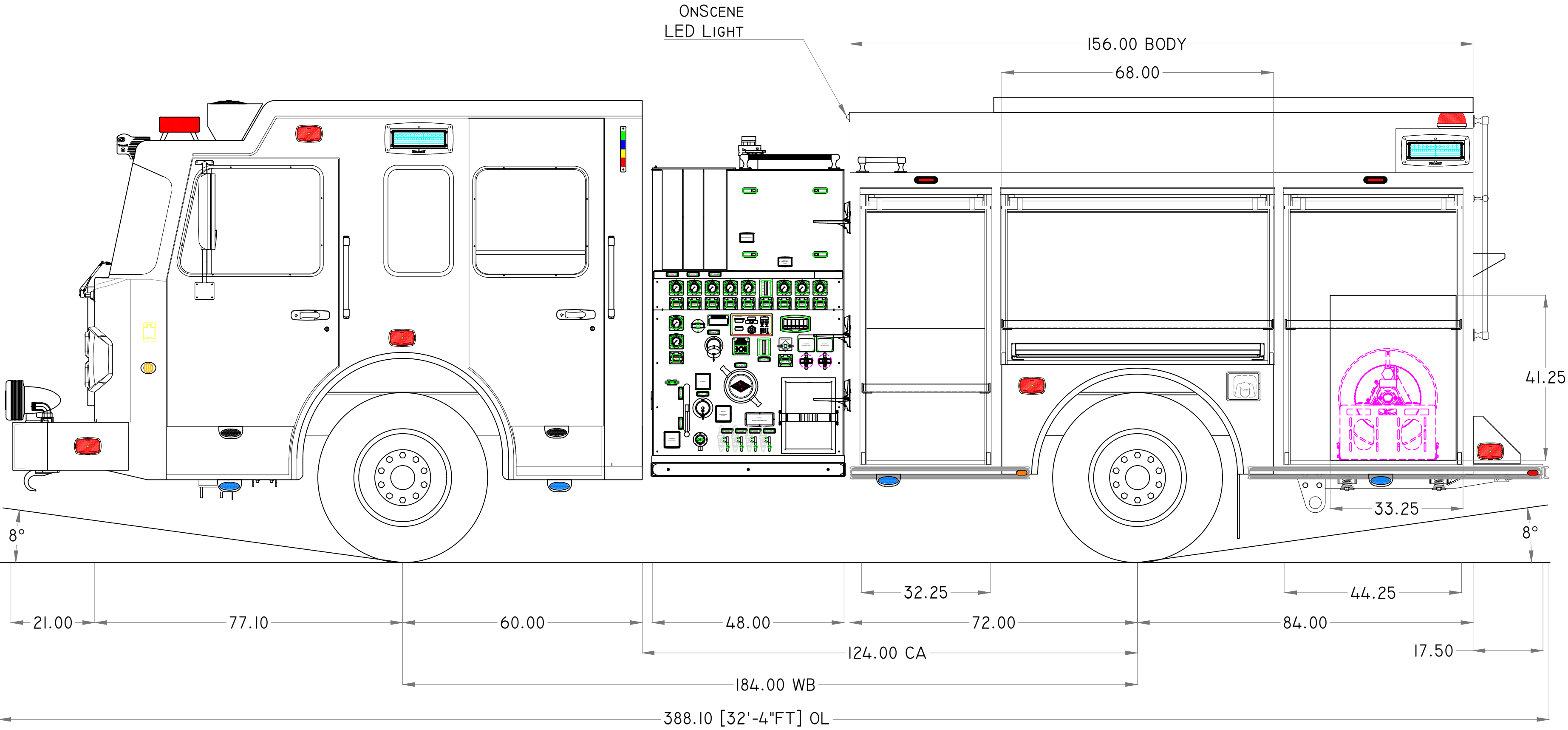
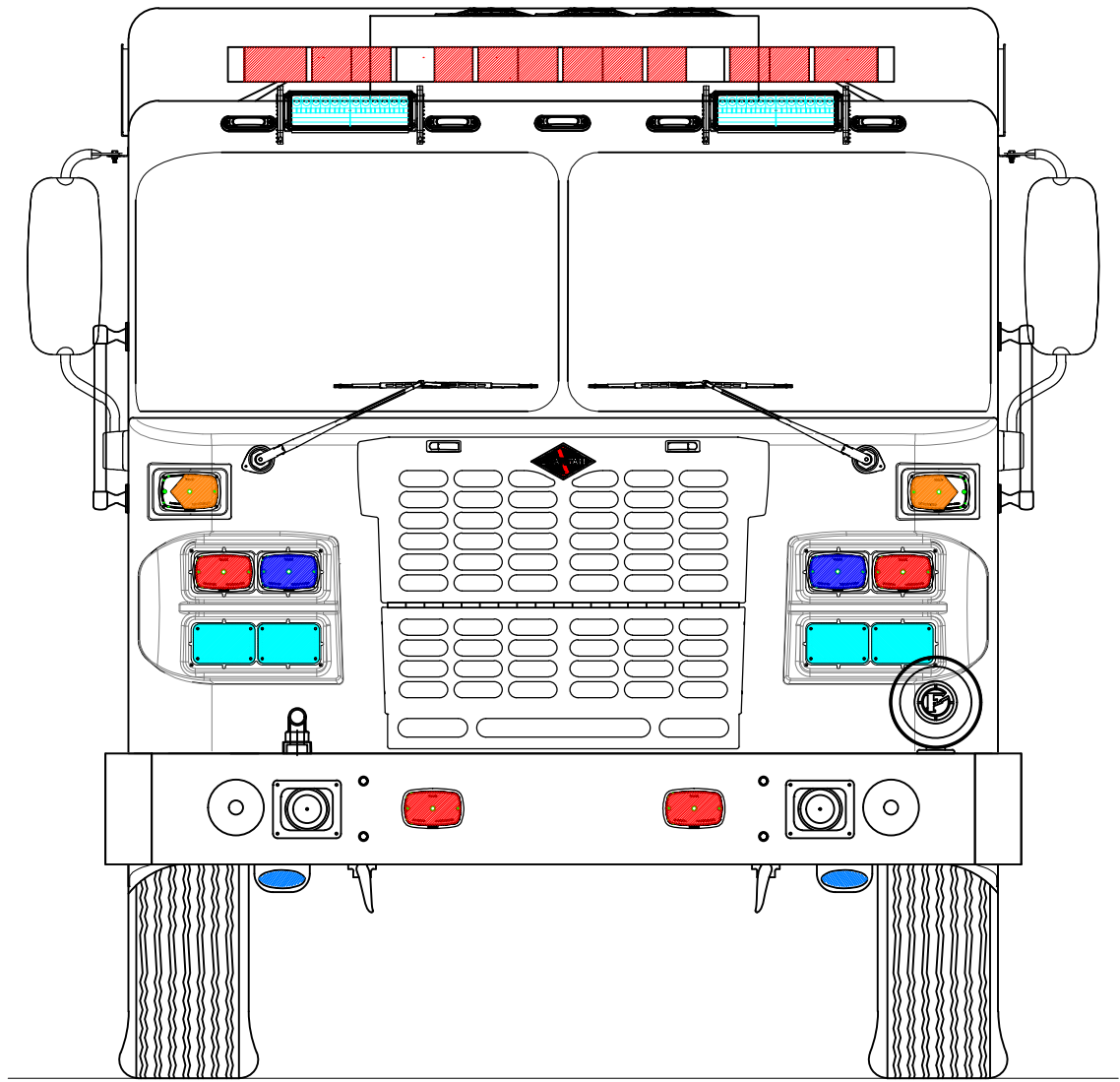
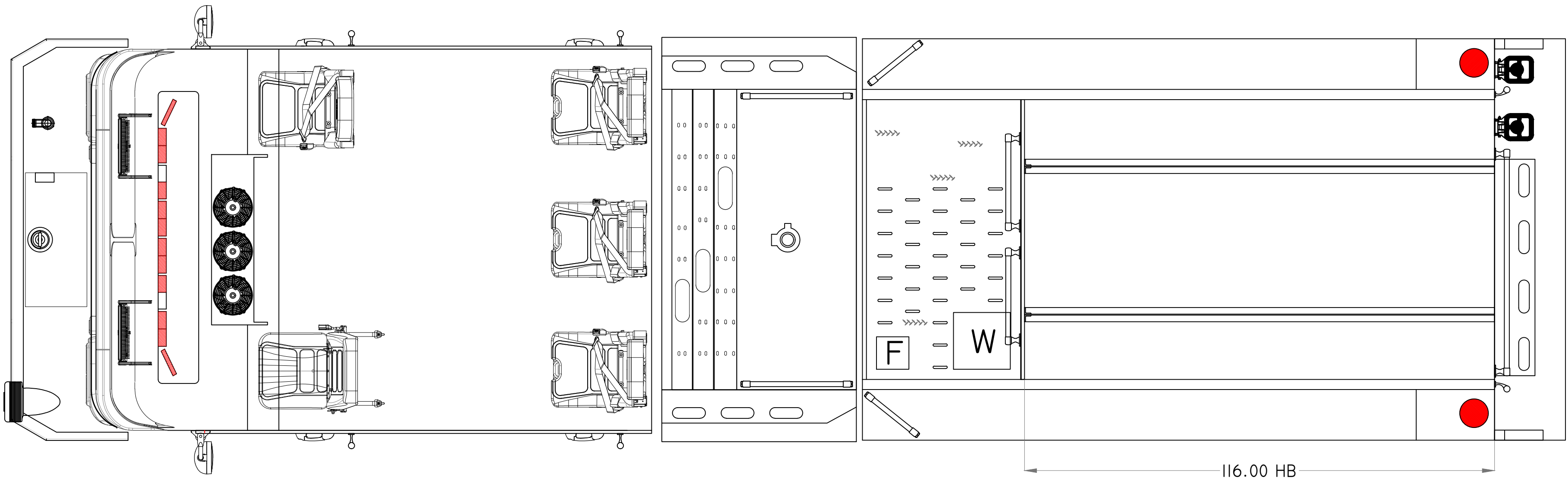


COMPARTMENT	VOLUME (CUBIC FEET)
L1	29.4
L2	27.3
L3	36.5
R1	29.4
R2	27.3
R3	36.5
BI	32.0
HOSE BED AREA	110.7



CHASSIS: SPARTAN METRO STAR EMFD 10" RR

ENGINE: CUMMINS X12 500 HP

TRANSMISSION: ALLISON 4000 EVS

AXLES: F 21,500 LB / R 26,000 LB

MODEL: 3106

WATER/FOAM: 1000 GALLONS / 20 GALLONS

PUMP: WATEROUS CSU 1500 GPM

FOAM SYSTEM: FoAMPro 1600

GENERATOR: N/A

DOOR FRAMED OPENINGS	
COMPARTMENT	DOOR FRAMED OPENING
L1	32.25-W x 68.0-H
L2	68.0-W x 43.0-H
L3	44.25-W x 68.0-H
R1	32.25-W x 68.0-H
R2	68.0-W x 43.0-H
R3	44.25-W x 68.0-H
BI	36.0-W x 36.875-H

SPECIAL NOTES:

- LADDER PACKAGE
- (1) DUO-SAFETY 24 FT.-2 SEC, 900A
 - (1) DUO-SAFETY 14 FT. ROOF, 775A
 - (1) DUO-SAFETY 10 FT. ATTIC, 585A

- STORAGE FOR
- (1) 18" x 72" FERNO BACKBOARD
 - (2) PIKE POLES WITH STANDARD HOOK
 - (1) ARSON TRASH HOOK, UP TO 12FT LONG

CUSTOMER

THIS DRAWING IS A CLOSE APPROXIMATION OF YOUR FIRE APPARATUS. IN ALL CASES WHERE THE DRAWING AND THE WRITTEN SPECIFICATION DIFFER, THE SPECIFICATION SHALL PREVAIL. PLEASE WORK WITH YOUR DEALER TO ASSURE THAT THE WRITTEN SPECIFICATION REPRESENTS WHAT YOU WANT IN YOUR FINISHED PRODUCT. SPARTAN EMERGENCY RESPONSE BUILDS TO THE WRITTEN SPECIFICATION, NOT THE DRAWING TO ASSURE THAT YOUR NEEDS ARE MET.

PROPRIETARY AND CONFIDENTIAL

THE INFORMATION CONTAINED IN THIS DRAWING IS THE SOLE PROPERTY OF SPARTAN EMERGENCY RESPONSE. ANY REPRODUCTION IN PART OR AS A WHOLE WITHOUT THE WRITTEN PERMISSION OF SPARTAN EMERGENCY RESPONSE IS PROHIBITED. SPARTAN MOTORS USA, INC. D/B/A SPARTAN EMERGENCY RESPONSE.

1	08/09/22	ENGINEERING COMPLETE	JM/NS
0	01/31/22	FROM 2106-09	WC
REV	DATE	DESCRIPTION	NAME
SCALE: NOT TO SCALE			

CUSTOMER:

TRUCK NUMBER: MODEL 3106-10

DEALER: